

Fresh Scales



Weighing Solutions

Modular Design

Future-Proof Benefits

Intuitive Software

Designed for Versatility

Customized Weighing for Any Operation

METTLER TOLEDO

Flexible Weighing Solutions

Customizable to Suit Your Needs

Focused on versatility, ease-of-use, and durability, METTLER TOLEDO scales are a sleek, future-proof solution for the changing needs of modern retailers. Customizable component options and modular design provide flexibility for various weighing applications and retail environments.

► www.mt.com/retail



FreshWay C

The FreshWay C counter scale features a compact design to improve customer interactions over higher counters and a large touchscreen display that makes operation easy and convenient. The adjustable angle of the display ensures increased accuracy and optimal legibility for operators.



FreshWay T

The FreshWay T tower scale is designed for self-service as well as lower service counter applications. Its raised display offers ease-of-use and ergonomics. Flexible configurations of the FreshWay T support multiple use cases for operators and customers.



FreshWay V

The FreshWay V is the most versatile scale in the FreshWay line. Its modular design supports many different configurations for a range of retail applications. Freely-positionable components enable custom setup for various counter heights and orientations.



FreshBase

The FreshBase scale offers easy-to-use functionality to keep fresh food weighing operations running efficiently. Its robust housing and innovative design withstand the rigors of daily use, while the user interface requires less time spent on training.

“ Learn more about the FreshWay solution: www.mt.com/FreshWay ”



Modular Design

The Perfect Fit for Any Operation

A variety of display screen and printer options allow for customization to a range of retail environments and needs. Large, colorful displays support in-store marketing capabilities, enabling you to increase your bottom line with sales-boosting promotions.




Display flexibility

A range of display sizes and orientations can support use cases on a variety of counter heights as well as self-service applications. Flexible configurations include large, colorful displays for both operators and customers.



Versatile printing

Depending on your printing requirements, scale models can include various sizes of label, linerless and receipt printers to support many different types of applications. Scale models with dual printing capability provide even more flexibility for your retail operations.



In-Store marketing

Large, full-color customer displays support graphics-intensive digital signage campaigns. Leveraging these in-store marketing capabilities can drive incremental sales as well as improve customer interactions.



Ergonomic and Sleek Solutions

- ▶ Large, vivid displays with adjustable tilt angles ensure legibility for both operators and customers
- ▶ Best-in-class operator touchscreens are engineered for maximum efficiency and simplified usability
- ▶ Widescreen customer displays positioned at their line-of-sight enhances visibility of weight, price, and advertising information

A Multitude of Benefits

Versatile, Robust, and Intuitive

Today's ever-changing retail landscape demands equipment that can keep up – both with the needs of the present as well as with evolving future requirements. Retailers count on **METTLER TOLEDO** scales to meet the highest standards in durability, speed, serviceability and precision, ensuring long-term benefits that support their operations.



Durable and hygienic

Designed to withstand daily use in busy departments, impact-resistant aluminum housing supports maximum uptime. With a non-stick surface that repels dirt, adjustable support feet, and minimal gaps and edges, our scales are focused on hygiene and practical functionality.



Rapid roll changes

Improve productivity and speed up processes with the high-speed printers featured on our scales. Store employees can access the printer roll quickly and easily, making paper roll changes simple and fast with maximum convenience.



Outstanding serviceability

Equipment servicing is simplified with easy accessibility to internal components. Remote service software capability supports service and maintenance to enable increased equipment uptime of scales.



Secure connections

The integrated WLAN antenna facilitates network connectivity without LAN cables. All cable connections are protected against accidental removal, such as during workspace cleaning.



Weighing precision

Sturdy, adjustable support feet are secured against accidental adjustments. This design feature ensures that equipment always remains in perfect balance and delivers precise weighing every time.



Maintenance-Free cooling


Our equipment is fanless and dispels heat via the housing, thus saving energy and eliminating the need for maintenance as well as avoiding air turbulence. Additionally, there are no ventilation slots which can attract dirt and pose a hygiene risk.

FreshPro Software

Enhanced Productivity and Integration

METTLER TOLEDO scales support efficiency and productivity with intuitive usability. FreshPro software guides employees through the entire weighing operation step-by-step, making equipment easy to use for both new and experienced operators. Less training time means lower costs and more time for high-quality customer service.

► www.mt.com/retail



Enhance productivity

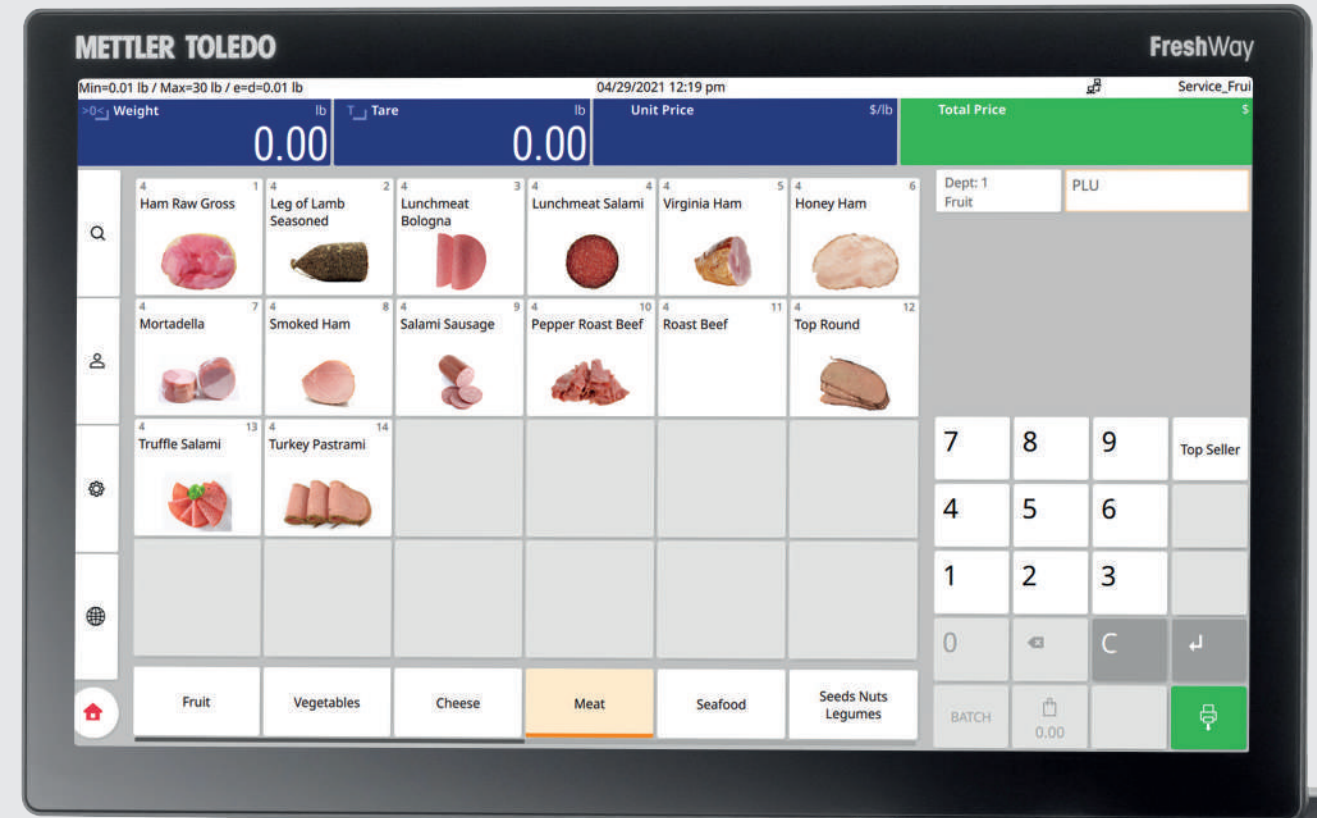
An intuitive user interface decreases staff training times, enhances productivity, and eases workflows. Operations are simplified with a familiar GUI that reduces navigational clicks and leverages smartphone-like gestures.

Innovative software

Our scales are powered by FreshPro software to deliver enhanced integration into existing processes and applications. Communication with existing corporate applications is supported through browser-based and web services technologies.

Ease of maintenance

FreshPro software makes equipment servicing easy by enabling increased self-diagnostics accessible for in-store or remote viewing. Rely on METTLER TOLEDO scales for excellent serviceability and maximum equipment uptime.



The FreshPro Software Advantage

- Simple integration into existing processes and applications
- Enhanced graphics and content management
- Dynamic screen layout with advanced GUI
- New workflows supported (multi-ticket items, incoming orders)

A Range of Equipment Options Solutions for Every Environment

Different retail weighing applications call for different weighing equipment, and METTLER TOLEDO scales have you covered. Varying equipment configurations, display heights and orientations, and printer options enable a custom fit to your retail operation.

► www.mt.com/retail



FreshWay C – Compact scale

- Designed for placement on higher counters
- Low profile enables better customer interactions
- Label, linerless and dual printing capabilities



FreshWay T – Tower scale

- Designed for placement on lower counters
- Self-service capability
- Optional display sizes and flexible configurations
- Choice of 4 pole printers, 2 counter top printers or a combination for dual printing



FreshWay V – Versatile scale

- Designed for custom setup on a variety of counters
- Freely-positionable components for true modularity
- Customer display enables in-store marketing campaigns
- Optional display sizes and flexible configurations
- Choice of 4 pole printers, 2 counter top printers or or dual printing



FreshBase – Functional and robust scale

- Reliable design with low total cost of ownership
- Easy-to-use functionality and durability
- Intuitive user interface for efficient operations



Equipment Configurations

	FreshWay C	FreshWay T	FreshWay V	FreshBase
15.6" Operator Display	•	•	•	
12.1" Operator Display	Optional	Optional	Optional	•
15.6" Customer Display		Optional	Optional	
12.1" Customer Display		Optional	Optional	
7.0" Customer Display	Optional			•
Self-Service Capability		•	•	
Label Printing	•	•	•	•
Linerless Printing	•	•	•	
Ticket/Receipt Printing	•	•	•	
Dual Printer	Optional	Optional	Optional	Optional
Remote Printer	Optional	Optional	Optional	Optional

Explore Our Services

Tailored to Your Needs

METTLER TOLEDO supports and services your retail weighing, wrapping, and labeling equipment through the entire life-cycle, from installation to preventive maintenance and calibration to equipment repair.

Your support and service for any retail weighing

► www.mt.com/retail-service



Uptime – Support & Repair

Repair services bring your retail weighing scales back up and running to achieve maximum operational uptime.



Performance – Maintenance & Installation

Ensure peak performance of your retail scales with professional installation and preventive maintenance services.



Compliance – Calibration & Quality

With routine calibration, you can measure safely, ensure compliance and avoid the costs of inaccurate measurements.

www.mt.com/retail

For more information

METTLER TOLEDO Group

Retail Division

Local contact: www.mt.com/contacts



Subject to technical changes

©07/2021 METTLER TOLEDO. All rights reserved

Document No. 30536835 A

MarCom Industrial